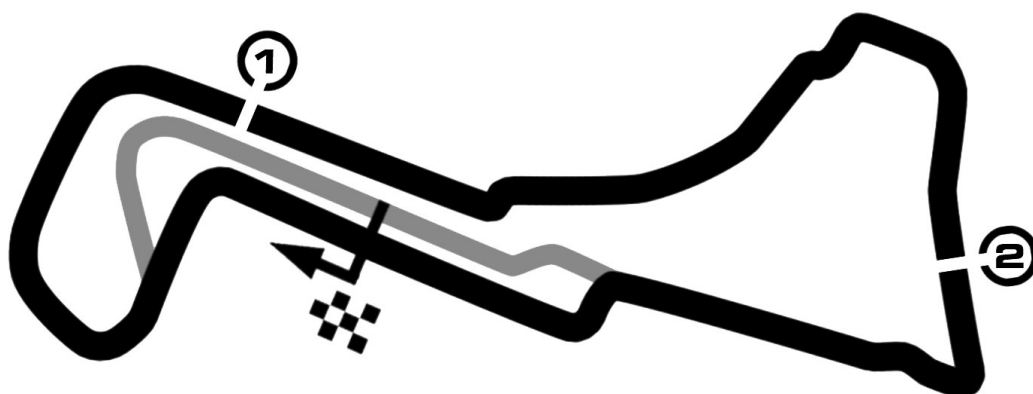


PORSCHE

**GT3 CUP CHALLENGE
BENELUX**

BELGIAN TRUCK GRAND PRIX

Race 1



Circuit Zolder 4000 m

14-15-16 SEPTEMBER 2018



Pon Porsche Import



D'leteren Porsche Import



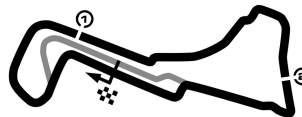
wige SOLUTIONS

BELGIAN TRUCK GRAND PRIX

Circuit Zolder, length 4000 m

14-15-16 SEPTEMBER 2018

Porsche GT3 Cup Challenge Benelux



PORSCHE

**GT3 CUP CHALLENGE
BENELUX**

Result Race 1,

started : 18

classified : 17

not classified : 1

-Reg.No.: C-Z-TGP-SUPP-027

Pos	No.	Cl.	Entrant Driver, Place	Team Make	Lap	Time total	Interval GAP	Avg. Total	fastest Avg.	at Lap
1	53	A	Attempto Racing Ayhancan GUVEN / TUR	Attempto Racing Porsche GT3 Cup 991	19	30:05.024		151.577	1:33.702	4
2	24	A	GP Elite Max VAN SPLUNTEREN / NLD	GP Elite Porsche GT3 Cup 991	19	30:05.074	00.050	151.573	1:33.966	4
3	1	A	DVB Racing Xavier MAASSEN / NLD	DVB Racing Porsche GT3 Cup 991	19	30:11.017	05.993	151.075	1:34.252	6
4	99	A	DERDAELE Dylan DERDAELE / BEL	BELGIUM Racing Porsche GT3 Cup 991	19	30:12.526	07.502	150.950	1:34.395	4
5	5	A	GP Elite Jesse VAN KUIJK / NLD	GP Elite Porsche GT3 Cup 991	19	30:25.451	20.427	149.881	1:34.914	6
6	16	A	Toksport WRT Berkay BESLER / TUR	Toksport WRT Porsche GT3 Cup 991	19	30:36.119	31.095	149.010	1:34.546	11
7	17	A	Speedlover Jurgen VAN HOVER / BEL	Speedlover Porsche GT3 Cup 991	19	30:38.005	32.981	148.857	1:35.647	6
8	888	B	GROUWELS Roger Roger GROUWELS / NLD	RaceArt Porsche GT3 Cup 991	19	30:42.517	37.493	148.493	1:35.452	3
9	3	B	GP Elite Ziad GERIS / NLD	GP Elite Porsche GT3 Cup 991	19	30:42.719	37.695	148.476	1:35.709	5
10	918	B	VAN DER SLOOT Sandra Sandra VAN DER SLOOT / NLD	Squadra Aragosta Porsche GT3 Cup 991	19	30:43.702	38.678	148.397	1:35.813	11
11	4	B	GP Elite Menno VAN DE GRIJSPAARDE / NLD	GP Elite Porsche GT3 Cup 991	19	30:48.211	43.187	148.035	1:35.856	16
12	97	B	SAELENS Nicolas SAELENS / BEL	BELGIUM Racing Porsche GT3 Cup 991	19	30:49.393	44.369	147.940	1:35.810	9
13	991	A	Kronos Porsche Centre Didier VAN DALEN / BEL	Kronos Porsche Centre Porsche GT3 Cup 991	19	30:50.964	45.940	147.815	1:36.018	17
14	911	B	GROUWELS Edward Edward GROUWELS / NLD	RaceArt Porsche GT3 Cup 991	19	30:53.465	48.441	147.615	1:36.235	7
15	20	B	Kronos Porsche Centre Pierre PIRON / BEL	Kronos Porsche Centre Porsche GT3 Cup 991	19	30:56.532	51.508	147.372	1:35.982	6
16	6	B	BRC Yves NOEL / BEL	Car Tuning Lease Motorsport Porsche GT3 Cup 991	19	31:35.375	1:30.351	144.351	1:38.441	14
17	81	B	BARENBRUG Bas Bas BARENBRUG / NLD	RaceArt Porsche GT3 Cup 991	18	30:06.942	1 lap	143.447	1:36.373	5
DID NOT CLASSIFY										
8	A	GP Elite Daan VAN KUIJK / NLD	GP Elite Porsche GT3 Cup 991	8	13:06.154	11 laps	146.536	1:35.968	150.050	7

fastest lap: 53 GUVEN Ayhancan 1:33.702 =153.679 km/h

CAR # 918 - 5 SEC TIME PENALTY (OVERTAKING UNDER YELLOW) | CAR # 16 - 5 SEC TIME PENALTY (TRACK LIMIT)

Issued:

Race Director

Timekeeper:

subject to final scrutineering



Pon Porsche Import



D'Ieteren Porsche Import



Timekeeping and Dataservice: wige SOLUTIONS GmbH & Co. KG, Meckenheim, GER

wige SOLUTIONS

Chief timekeeping: Yasin Özer, München (GER), yasin.oezer@wige.de

Page 1

printed : 16.9.2018 - 13:39

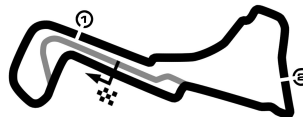
BELGIAN TRUCK GRAND PRIX

Circuit Zolder, length 4000 m

14-15-16 SEPTEMBER 2018

Porsche GT3 Cup Challenge Benelux

Result Race 1,



PORSCHE

GT3 CUP CHALLENGE
BENELUX

-Reg.No.: C-Z-TGP-SUPP-027

Pos	No.	Cl.	Entrant Driver, Place	Team Make	Lap	Time total	Interval GAP	Avg. Total	fastest Avg.	at Lap
-----	-----	-----	--------------------------	--------------	-----	------------	-----------------	---------------	-----------------	-----------

A

Started: 9 Classified: 8 Not Classified: 1

1	53	A	Attempto Racing Ayhancan GUVEN / TUR	Attempto Racing Porsche GT3 Cup 991	19	30:05.024		151.577	1:33.702	4
2	24	A	GP Elite Max VAN SPLUNTEREN / NLD	GP Elite Porsche GT3 Cup 991	19	30:05.074	00.050	151.573	1:33.966	4
3	1	A	DVB Racing Xavier MAASSEN / NLD	DVB Racing Porsche GT3 Cup 991	19	30:11.017	05.993	151.075	1:34.252	6
4	99	A	DERDAELE Dylan DERDAELE / BEL	BELGIUM Racing Porsche GT3 Cup 991	19	30:12.526	07.502	150.950	1:34.395	4
5	5	A	GP Elite Jesse VAN KUIJK / NLD	GP Elite Porsche GT3 Cup 991	19	30:25.451	20.427	149.881	1:34.914	6
6	16	A	Toksport WRT Berkay BESLER / TUR	Toksport WRT Porsche GT3 Cup 991	19	30:36.119	31.095	149.010	1:34.546	11
7	17	A	Speedlover Jurgen VAN HOVER / BEL	Speedlover Porsche GT3 Cup 991	19	30:38.005	32.981	148.857	1:35.647	6
8	991	A	Kronos Porsche Centre Didier VAN DALEN / BEL	Kronos Porsche Centre Porsche GT3 Cup 991	19	30:50.964	45.940	147.815	1:36.018	17

DID NOT CLASSIFY

8	A	GP Elite Daan VAN KUIJK / NLD	GP Elite Porsche GT3 Cup 991	8	13:06.154	11 Laps	146.536	1:35.968	7
---	---	-------------------------------------	---------------------------------	---	-----------	---------	---------	----------	---

B

Started: 9 Classified: 9 Not Classified: 0

1	888	B	GROUWELS Roger Roger GROUWELS / NLD	RaceArt Porsche GT3 Cup 991	19	30:42.517		148.493	1:35.452	3
2	3	B	GP Elite Ziad GERIS / NLD	GP Elite Porsche GT3 Cup 991	19	30:42.719	00.202	148.476	1:35.709	5
3	918	B	VAN DER SLOOT Sandra Sandra VAN DER SLOOT / NLD	Squadra Aragosta Porsche GT3 Cup 991	19	30:43.702	01.185	148.397	1:35.813	11
4	4	B	GP Elite Menno VAN DE GRIJSPAARDE / NLD	GP Elite Porsche GT3 Cup 991	19	30:48.211	05.694	148.035	1:35.856	16
5	97	B	SAELENS Nicolas SAELENS / BEL	BELGIUM Racing Porsche GT3 Cup 991	19	30:49.393	06.876	147.940	1:35.810	9
6	911	B	GROUWELS Edward Edward GROUWELS / NLD	RaceArt Porsche GT3 Cup 991	19	30:53.465	10.948	147.615	1:36.235	7
7	20	B	Kronos Porsche Centre Pierre PIRON / BEL	Kronos Porsche Centre Porsche GT3 Cup 991	19	30:56.532	14.015	147.372	1:35.982	6
8	6	B	BRC Yves NOEL / BEL	Car Tuning Lease Motorsport Porsche GT3 Cup 991	19	31:35.375	52.858	144.351	1:38.441	14
9	81	B	BARENBRUG Bas Bas BARENBRUG / NLD	RaceArt Porsche GT3 Cup 991	18	30:06.942	1 Lap	143.447	1:36.373	5

fastest lap: 53 GUVEN Ayhancan 1:33.702 =153.679 km/h

CAR # 918 - 5 SEC TIME PENALTY (OVERTAKING UNDER YELLOW) | CAR # 16 - 5 SEC TIME PENALTY (TRACK LIMIT)

Issued:

Race Director

Timekeeper

subject to final scrutineering



Pon Porsche Import



D'leteren Porsche Import

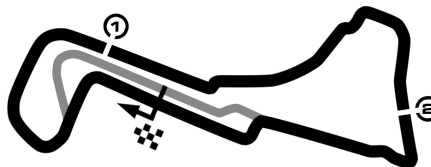


BELGIAN TRUCK GRAND PRIX

Circuit Zolder, length 4000 m

14-15-16 SEPTEMBER 2018

Porsche GT3 Cup Challenge Benelux



PORSCHE
GT3 CUP CHALLENGE
BENELUX

Lap by Lap Race 1,

-Reg.No.: C-Z-TGP-SUPP-027

1 Xavier MAASSEN , Porsche GT3 Cup 991 A / NLD															
1	1:41.311	2	1:35.232	3	1:34.518	4	1:34.479	5	1:34.671	6	1:34.252	7	1:34.359	8	1:34.399
9	1:35.150	10	1:35.141	11	1:34.932	12	1:34.886	13	1:34.918	14	1:35.288	15	1:35.351	16	1:35.344
17	1:35.445	18	1:35.644	19	1:35.697										

3 Ziad GERIS , Porsche GT3 Cup 991 B / NLD															
1	1:46.685	2	1:37.187	3	1:35.945	4	1:36.247	5	1:35.709	6	1:35.808	7	1:36.023	8	1:36.457
9	1:36.207	10	1:36.773	11	1:36.248	12	1:36.327	13	1:37.072	14	1:37.208	15	1:36.297	16	1:36.150
17	1:36.756	18	1:36.395	19	1:37.225										

4 Menno VAN DE GRIJSPAARDE , Porsche GT3 Cup 991 B / NLD															
1	1:47.225	2	1:39.177	3	1:37.833	4	1:36.266	5	1:36.509	6	1:36.991	7	1:35.992	8	1:36.891
9	1:36.032	10	1:36.558	11	1:36.348	12	1:36.492	13	1:36.969	14	1:36.508	15	1:37.259	16	1:35.856
17	1:36.060	18	1:36.804	19	1:36.441										

5 Jesse VAN KUIJK , Porsche GT3 Cup 991 A / NLD															
1	1:43.207	2	1:35.639	3	1:35.478	4	1:35.274	5	1:35.127	6	1:34.914	7	1:35.108	8	1:35.211
9	1:35.345	10	1:35.877	11	1:35.803	12	1:35.403	13	1:35.346	14	1:35.534	15	1:36.247	16	1:36.359
17	1:36.345	18	1:36.744	19	1:36.490										

6 Yves NOEL , Porsche GT3 Cup 991 B / BEL															
1	1:51.472	2	1:39.431	3	1:38.835	4	1:39.449	5	1:38.778	6	1:39.822	7	1:38.845	8	1:39.094
9	1:40.107	10	1:39.183	11	1:38.736	12	1:39.360	13	1:39.184	14	1:38.441	15	1:39.259	16	1:38.685
17	1:38.889	18	1:38.542	19	1:39.263										

8 Daan VAN KUIJK , Porsche GT3 Cup 991 A / NLD															
1	1:46.081	2	1:40.094	3	1:37.849	4	1:36.152	5	1:36.570	6	1:36.493	7	1:35.968	8	1:36.947

16 Berkay BESLER , Porsche GT3 Cup 991 A / TUR															
1	1:44.815	2	1:35.497	3	1:35.796	4	1:36.198	5	1:35.204	6	1:35.418	7	1:35.138	8	1:36.922
9	1:34.815	10	1:35.704	11	1:34.546	12	1:35.394	13	1:36.429	14	1:36.145	15	1:36.393	16	1:36.471
17	1:36.481	18	1:36.804	19	1:36.949										

17 Jurgan VAN HOVER , Porsche GT3 Cup 991 A / BEL															
1	1:43.923	2	1:35.852	3	1:36.355	4	1:35.826	5	1:37.382	6	1:35.647	7	1:36.003	8	1:36.060
9	1:35.913	10	1:36.318	11	1:36.247	12	1:36.158	13	1:36.059	14	1:36.175	15	1:36.366	16	1:36.896
17	1:36.502	18	1:37.359	19	1:36.964										

20 Pierre PIRON , Porsche GT3 Cup 991 B / BEL															
1	1:50.547	2	1:38.432	3	1:38.210	4	1:36.735	5	1:36.808	6	1:35.982	7	1:36.661	8	1:36.859
9	1:36.536	10	1:36.968	11	1:36.650	12	1:36.967	13	1:36.648	14	1:36.320	15	1:36.555	16	1:36.695
17	1:37.191	18	1:37.973	19	1:37.795										

24 Max VAN SPLUNTEREN , Porsche GT3 Cup 991 A / NLD															
1	1:40.704	2	1:34.656	3	1:34.152	4	1:33.966	5	1:34.166	6	1:34.483	7	1:33.971	8	1:34.480
9	1:34.351	10	1:34.911	11	1:34.727	12	1:34.558	13	1:34.515	14	1:34.550	15	1:35.021	16	1:34.675
17	1:34.699	18	1:36.187	19	1:36.302										

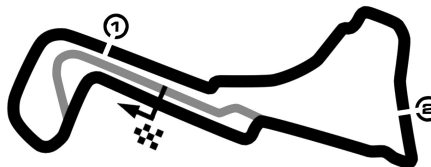
53 Ayhancan GUVEN , Porsche GT3 Cup 991 A / TUR															
1	1:39.913	2	1:34.152	3	1:33.748	4	1:33.702	5	1:34.268	6	1:34.163	7	1:34.175	8	1:34.324
9	1:34.802	10	1:34.913	11	1:34.805	12	1:34.561	13	1:34.753	14	1:34.608	15	1:35.080	16	1:35.066

BELGIAN TRUCK GRAND PRIX

Circuit Zolder, length 4000 m

14-15-16 SEPTEMBER 2018

Porsche GT3 Cup Challenge Benelux



PORSCHE
GT3 CUP CHALLENGE
BENELUX

Lap by Lap Race 1,

-Reg.No.: C-Z-TGP-SUPP-027

17	1:35.075	18	1:36.246	19	1:36.670														
----	----------	----	----------	----	----------	--	--	--	--	--	--	--	--	--	--	--	--	--	--

81 Bas BARENBRUG , Porsche GT3 Cup 991 B / NLD

1	1:49.716	2	1:38.089	3	1:38.101	4	1:36.515	5	1:36.373	6	1:36.481	7	1:36.389	8	1:36.401
9	1:36.773	10	1:36.524	11	1:37.160	12	2:23.868	13	1:36.856	14	1:37.481	15	1:36.957	16	1:37.200
17	1:38.783	18	1:37.275												

97 Nicolas SAELENS , Porsche GT3 Cup 991 B / BEL

1	1:48.334	2	1:38.517	3	1:37.951	4	1:36.544	5	1:36.178	6	1:36.226	7	1:35.879	8	1:36.897
9	1:35.810	10	1:36.655	11	1:36.463	12	1:36.481	13	1:36.867	14	1:36.775	15	1:37.605	16	1:36.744
17	1:36.606	18	1:36.694	19	1:36.167										

99 Dylan DERDAELE , Porsche GT3 Cup 991 A / BEL

1	1:41.490	2	1:35.400	3	1:34.656	4	1:34.395	5	1:34.617	6	1:34.519	7	1:34.467	8	1:34.535
9	1:34.613	10	1:35.218	11	1:35.804	12	1:35.419	13	1:35.217	14	1:35.195	15	1:35.200	16	1:35.624
17	1:35.422	18	1:35.242	19	1:35.493										

888 Roger GROUWELS , Porsche GT3 Cup 991 B / NLD

1	1:44.516	2	1:36.690	3	1:35.452	4	1:36.053	5	1:36.727	6	1:36.260	7	1:36.214	8	1:36.113
9	1:35.829	10	1:38.395	11	1:36.259	12	1:35.998	13	1:37.807	14	1:36.967	15	1:36.201	16	1:36.205
17	1:37.093	18	1:36.232	19	1:37.506										

911 Edward GROUWELS , Porsche GT3 Cup 991 B / NLD

1	1:48.938	2	1:38.199	3	1:37.948	4	1:36.430	5	1:36.454	6	1:36.487	7	1:36.235	8	1:36.591
9	1:36.304	10	1:36.879	11	1:36.520	12	1:36.870	13	1:37.383	14	1:36.988	15	1:37.390	16	1:37.155
17	1:36.636	18	1:36.988	19	1:37.070										

918 Sandra VAN DER SLOOT , Porsche GT3 Cup 991 B / NLD

1	1:45.299	2	1:36.116	3	1:35.846	4	1:35.893	5	1:36.458	6	1:36.305	7	1:36.125	8	1:36.686
9	1:35.817	10	1:36.352	11	1:35.813	12	1:35.905	13	1:36.036	14	1:36.234	15	1:35.849	16	1:36.802
17	1:36.849	18	1:37.470	19	1:36.847										

991 Didier VAN DALEN , Porsche GT3 Cup 991 A / BEL

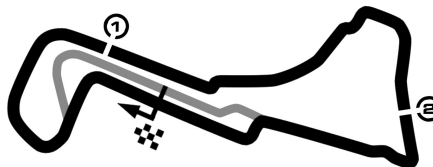
1	1:47.651	2	1:41.972	3	1:37.137	4	1:36.214	5	1:36.407	6	1:36.307	7	1:36.373	8	1:36.251
9	1:37.025	10	1:36.153	11	1:37.503	12	1:36.366	13	1:36.202	14	1:36.799	15	1:36.826	16	1:36.476
17	1:36.018	18	1:36.196	19	1:37.088										

BELGIAN TRUCK GRAND PRIX

Circuit Zolder, length 4000 m

14-15-16 SEPTEMBER 2018

Porsche GT3 Cup Challenge Benelux



PORSCHE

GT3 CUP CHALLENGE
BENELUX

Lap Analysis Race 1,

-Reg.No.: C-Z-TGP-SUPP-027

1 Xavier MAASSEN (NLD) (Porsche GT3 Cup 991) Theoretische Bestzeit: 1:34.151

Lap	D	Time	S1	S2	S3	Lap	D	Time	S1	S2	S3
1	1	1:41.311	36.269	35.063	29.979	11	1	1:34.932	30.621	34.179	30.132
2	1	1:35.232	30.611	34.792	29.829	12	1	1:34.886	30.539	34.227	30.120
3	1	1:34.518	30.391	34.142	29.985	13	1	1:34.918	30.502	34.294	30.122
4	1	1:34.479	30.375	34.066	30.038	14	1	1:35.288	30.690	34.437	30.161
5	1	1:34.671	30.414	34.442	29.815	15	1	1:35.351	30.845	34.505	30.001
6	1	1:34.252	30.270	34.071	29.911	16	1	1:35.344	30.608	34.562	30.174
7	1	1:34.359	30.305	34.218	29.836	17	1	1:35.445	30.629	34.635	30.181
8	1	1:34.399	30.417	34.107	29.875	18	1	1:35.644	30.718	34.450	30.476
9	1	1:35.150	30.662	34.384	30.104	19	1	1:35.697	30.803	34.473	30.421
10	1	1:35.141	30.689	34.251	30.201						

3 Ziad GERIS (NLD) (Porsche GT3 Cup 991) Theoretische Bestzeit: 1:35.277

Lap	D	Time	S1	S2	S3	Lap	D	Time	S1	S2	S3
1	1	1:46.685	39.057	36.908	30.720	11	1	1:36.248	31.065	34.889	30.294
2	1	1:37.187	31.291	35.799	30.097	12	1	1:36.327	31.286	34.813	30.228
3	1	1:35.945	30.672	35.286	29.987	13	1	1:37.072	31.135	35.614	30.323
4	1	1:36.247	30.987	35.092	30.168	14	1	1:37.208	31.581	35.195	30.432
5	1	1:35.709	30.841	34.821	30.047	15	1	1:36.297	31.120	34.948	30.229
6	1	1:35.808	30.889	35.029	29.890	16	1	1:36.150	31.261	34.822	30.067
7	1	1:36.023	30.968	35.038	30.017	17	1	1:36.756	31.074	35.109	30.573
8	1	1:36.457	31.135	35.299	30.023	18	1	1:36.395	31.527	34.715	30.153
9	1	1:36.207	31.068	35.016	30.123	19	1	1:37.225	31.447	35.270	30.508
10	1	1:36.773	31.345	35.059	30.369						

4 Menno VAN DE GRIJSPAARDE (NLD) (Porsche GT3 Cup 991) Theoretische Bestzeit: 1:35.475

Lap	D	Time	S1	S2	S3	Lap	D	Time	S1	S2	S3
1	1	1:47.225	39.190	37.123	30.912	11	1	1:36.348	31.090	35.003	30.255
2	1	1:39.177	30.981	36.610	31.586	12	1	1:36.492	31.228	34.905	30.359
3	1	1:37.833	31.419	35.807	30.607	13	1	1:36.969	31.082	35.761	30.126
4	1	1:36.266	31.095	35.038	30.133	14	1	1:36.508	30.991	35.120	30.397
5	1	1:36.509	30.919	35.063	30.527	15	1	1:37.259	31.262	35.036	30.961
6	1	1:36.991	30.856	35.884	30.251	16	1	1:35.856	31.051	34.716	30.089
7	1	1:35.992	31.113	34.976	29.903	17	1	1:36.060	30.939	34.862	30.259
8	1	1:36.891	31.180	35.248	30.463	18	1	1:36.804	31.530	35.036	30.238
9	1	1:36.032	31.115	34.824	30.093	19	1	1:36.441	31.126	34.989	30.326
10	1	1:36.558	30.959	35.057	30.542						

5 Jesse VAN KUIJK (NLD) (Porsche GT3 Cup 991) Theoretische Bestzeit: 1:36.512

Lap	D	Time	S1	S2	S3	Lap	D	Time	S1	S2	S3
1	1	1:43.207	37.318	35.713	30.176	11	1	1:35.803			
2	1	1:35.639	30.623		1:05.016	12	1	1:35.403			
3	1	1:35.478				13	1	1:35.346			
4	1	1:35.274				14	1	1:35.534			
5	1	1:35.127				15	1	1:36.247			
6	1	1:34.914				16	1	1:36.359			
7	1	1:35.108				17	1	1:36.345			
8	1	1:35.211				18	1	1:36.744			
9	1	1:35.345				19	1	1:36.490			
10	1	1:35.877									

6 Yves NOEL (BEL) (Porsche GT3 Cup 991) Theoretische Bestzeit: 1:38.085

Lap	D	Time	S1	S2	S3	Lap	D	Time	S1	S2	S3
1	1	1:51.472	41.464	38.546	31.462	11	1	1:38.736	32.074	35.818	30.844
2	1	1:39.431	31.714	36.645	31.072	12	1	1:39.360	32.453	35.976	30.931
3	1	1:38.835	31.614	36.203	31.018	13	1	1:39.184	32.151	35.935	31.098
4	1	1:39.449	32.158	36.099	31.192	14	1	1:38.441	31.760	35.735	30.946
5	1	1:38.778	31.781	35.968	31.029	15	1	1:39.259	32.274	35.878	31.107
6	1	1:39.822	31.811	36.580	31.431	16	1	1:38.685	31.943	35.734	31.008
7	1	1:38.845	31.813	35.921	31.111	17	1	1:38.889	32.017	35.898	30.974
8	1	1:39.094	32.014	36.015	31.065	18	1	1:38.542	31.789	35.875	30.878
9	1	1:40.107	32.750	36.274	31.083	19	1	1:39.263	31.710	36.816	30.737
10	1	1:39.183	31.900	36.057	31.226						

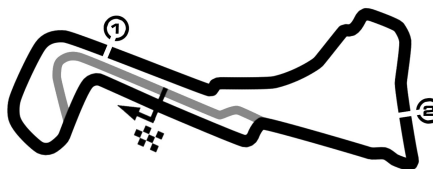
Timekeeping and Dataservice: wige SOLUTIONS GmbH & Co. KG, Meckenheim, GER

BELGIAN TRUCK GRAND PRIX

Circuit Zolder, length 4000 m

14-15-16 SEPTEMBER 2018

Porsche GT3 Cup Challenge Benelux



PORSCHE

GT3 CUP CHALLENGE
BENELUX

Lap Analysis Race 1,

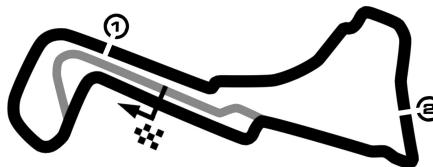
-Reg.No.: C-Z-TGP-SUPP-027

BELGIAN TRUCK GRAND PRIX

Circuit Zolder, length 4000 m

14-15-16 SEPTEMBER 2018

Porsche GT3 Cup Challenge Benelux



PORSCHE

GT3 CUP CHALLENGE
BENELUX

Lap Analysis Race 1,

-Reg.No.: C-Z-TGP-SUPP-027

8 Daan VAN KUIJK (NLD) (Porsche GT3 Cup 991) Theoretische Bestzeit: 1:35.792

Lap	D	Time	S1	S2	S3	Lap	D	Time	S1	S2	S3
1	1	1:46.081	38.626	36.875	30.580	5	1	1:36.570	30.901	35.040	30.629
2	1	1:40.094	31.774	36.770	31.550	6	1	1:36.493	30.753	35.042	30.698
3	1	1:37.849	31.362	35.654	30.833	7	1	1:35.968	30.917	34.588	30.463
4	1	1:36.152	30.993	34.635	30.524	8	1	1:36.947	31.134	35.362	30.451

16 Berkay BESLER (TUR) (Porsche GT3 Cup 991) Theoretische Bestzeit: 1:33.763

Lap	D	Time	S1	S2	S3	Lap	D	Time	S1	S2	S3
1	1	1:44.815	38.153	36.345	30.317	11	1	1:34.546	30.860	33.509	30.177
2	1	1:35.497	30.908	34.781	29.808	12	1	1:35.394	31.161	33.807	30.426
3	1	1:35.796	30.446	34.897	30.453	13	1	1:36.429	31.108	35.054	30.267
4	1	1:36.198	31.273	34.837	30.088	14	1	1:36.145	31.059	34.900	30.186
5	1	1:35.204	30.606	34.564	30.034	15	1	1:36.393	31.015	35.082	30.296
6	1	1:35.418	30.741	34.754	29.923	16	1	1:36.471	31.040	35.079	30.352
7	1	1:35.138	30.738	34.448	29.952	17	1	1:36.481	31.090	35.203	30.188
8	1	1:36.922	32.296	34.652	29.974	18	1	1:36.804	31.217	35.219	30.368
9	1	1:34.815	30.505	34.297	30.013	19	1	1:36.949	31.090	35.362	30.497
10	1	1:35.704	31.252	34.517	29.935						

17 Jurgen VAN HOVER (BEL) (Porsche GT3 Cup 991) Theoretische Bestzeit: 1:35.253

Lap	D	Time	S1	S2	S3	Lap	D	Time	S1	S2	S3
1	1	1:43.923	37.463	36.016	30.444	11	1	1:36.247	30.841	35.136	30.270
2	1	1:35.852	30.824	34.853	30.175	12	1	1:36.158	30.887	35.202	30.069
3	1	1:36.355	30.346	35.346	30.663	13	1	1:36.059	30.798	34.935	30.326
4	1	1:35.826	30.775	34.838	30.213	14	1	1:36.175	30.835	34.932	30.408
5	1	1:37.382	30.713	35.474	31.195	15	1	1:36.366	30.789	35.185	30.392
6	1	1:35.647	30.567	34.858	30.222	16	1	1:36.896	30.935	35.380	30.581
7	1	1:36.003	30.745	35.009	30.249	17	1	1:36.502	30.901	34.954	30.647
8	1	1:36.060	30.744	34.875	30.441	18	1	1:37.359	31.119	35.277	30.963
9	1	1:35.913	30.762	34.941	30.210	19	1	1:36.964	31.133	35.367	30.464
10	1	1:36.318	31.003	34.902	30.413						

20 Pierre PIRON (BEL) (Porsche GT3 Cup 991) Theoretische Bestzeit: 1:35.773

Lap	D	Time	S1	S2	S3	Lap	D	Time	S1	S2	S3
1	1	1:50.547	40.860	38.485	31.202	11	1	1:36.650	31.052	34.906	30.692
2	1	1:38.432	31.579	36.264	30.589	12	1	1:36.967	31.157	35.198	30.612
3	1	1:38.210	31.026	35.840	31.344	13	1	1:36.648	31.062	35.137	30.449
4	1	1:36.735	31.089	35.314	30.332	14	1	1:36.320	31.004	34.876	30.440
5	1	1:36.808	30.921	35.299	30.588	15	1	1:36.555	31.127	34.889	30.539
6	1	1:35.982	30.794	34.851	30.337	16	1	1:36.695	31.103	34.670	30.922
7	1	1:36.661	31.112	35.240	30.309	17	1	1:37.191	30.997	35.575	30.619
8	1	1:36.859	31.004	35.056	30.799	18	1	1:37.973	31.373	35.425	31.175
9	1	1:36.536	31.105	34.828	30.603	19	1	1:37.795	31.055	35.544	31.196
10	1	1:36.968	31.167	35.016	30.785						

24 Max VAN SPLUNTEREN (NLD) (Porsche GT3 Cup 991) Theoretische Bestzeit: 1:33.779

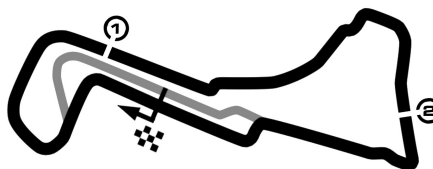
Lap	D	Time	S1	S2	S3	Lap	D	Time	S1	S2	S3
1	1	1:40.704	35.776	35.044	29.884	11	1	1:34.727	30.499	34.299	29.929
2	1	1:34.656	30.467	34.579	29.610	12	1	1:34.558	30.436	34.261	29.861
3	1	1:34.152	30.165	34.350	29.637	13	1	1:34.515	30.472	34.128	29.915
4	1	1:33.966	30.115	34.073	29.778	14	1	1:34.550	30.350	34.190	30.010
5	1	1:34.166	30.211	34.169	29.786	15	1	1:35.021	30.479	34.404	30.138
6	1	1:34.483	30.246	34.217	30.020	16	1	1:34.675	30.498	34.294	29.883
7	1	1:33.971	30.101	34.212	29.658	17	1	1:34.699	30.501	34.263	29.935
8	1	1:34.480	30.445	34.278	29.757	18	1	1:36.187	30.540	34.457	31.190
9	1	1:34.351	30.353	34.204	29.794	19	1	1:36.302	31.438	34.434	30.430
10	1	1:34.911	30.624	34.068	30.219						

BELGIAN TRUCK GRAND PRIX

Circuit Zolder, length 4000 m

14-15-16 SEPTEMBER 2018

Porsche GT3 Cup Challenge Benelux



PORSCHE
GT3 CUP CHALLENGE
BENELUX

Lap Analysis Race 1,

-Reg.No.: C-Z-TGP-SUPP-027

53 Ayhancan GUVEN (TUR) (Porsche GT3 Cup 991)

Theoretische Bestzeit: 1:33.507

Lap	D	Time	S1	S2	S3	Lap	D	Time	S1	S2	S3
1	1	1:39.913	35.525	34.601	29.787	11	1	1:34.805	30.574	34.094	30.137
2	1	1:34.152	30.335	34.265	29.552	12	1	1:34.561	30.628	34.000	29.933
3	1	1:33.748	30.109	34.005	29.634	13	1	1:34.753	30.628	34.186	29.939
4	1	1:33.702	30.138	33.937	29.627	14	1	1:34.608	30.511	34.076	30.021
5	1	1:34.268	30.489	33.992	29.787	15	1	1:35.080	30.653	34.359	30.068
6	1	1:34.163	30.282	33.846	30.035	16	1	1:35.066	30.579	34.461	30.026
7	1	1:34.175	30.220	34.049	29.906	17	1	1:35.075	30.626	34.277	30.172
8	1	1:34.324	30.403	34.018	29.903	18	1	1:36.246	30.734	34.531	30.981
9	1	1:34.802	30.597	34.152	30.053	19	1	1:36.670	31.555	34.392	30.723
10	1	1:34.913	30.817	34.113	29.983						

81 Bas BARENBRUG (NLD) (Porsche GT3 Cup 991)

Theoretische Bestzeit: 1:35.997

Lap	D	Time	S1	S2	S3	Lap	D	Time	S1	S2	S3
1	1	1:49.716	40.598	38.252	30.866	10	1	1:36.524	30.928	35.007	30.589
2	1	1:38.089	30.940	36.435	30.714	11	1	1:37.160	31.416	35.403	30.341
3	1	1:38.101	30.948	36.808	30.345	12	1	2:23.868	1:17.394	35.819	30.655
4	1	1:36.515	30.911	35.407	30.197	13	1	1:36.856	30.914	35.352	30.590
5	1	1:36.373	31.025	35.083	30.265	14	1	1:37.481	31.175	35.628	30.678
6	1	1:36.481	30.793	35.152	30.536	15	1	1:36.957	31.207	35.089	30.661
7	1	1:36.389	31.019	35.016	30.354	16	1	1:37.200	31.181	35.401	30.618
8	1	1:36.401	30.869	35.261	30.271	17	1	1:38.783	31.398	36.597	30.788
9	1	1:36.773	31.112	35.326	30.335	18	1	1:37.275	31.250	35.536	30.489

97 Nicolas SAELENS (BEL) (Porsche GT3 Cup 991)

Theoretische Bestzeit: 1:35.483

Lap	D	Time	S1	S2	S3	Lap	D	Time	S1	S2	S3
1	1	1:48.334	40.304	36.921	31.109	11	1	1:36.463	31.165	34.789	30.509
2	1	1:38.517	30.901	36.811	30.805	12	1	1:36.481	31.085	35.035	30.361
3	1	1:37.951	31.164	36.208	30.579	13	1	1:36.867	31.149	35.380	30.338
4	1	1:36.544	30.931	35.065	30.548	14	1	1:36.775	31.041	35.312	30.422
5	1	1:36.178	30.896	34.786	30.496	15	1	1:37.605	31.015	35.118	31.472
6	1	1:36.226	30.658	35.057	30.511	16	1	1:36.744	31.274	34.907	30.563
7	1	1:35.879	30.941	34.546	30.392	17	1	1:36.606	31.168	34.859	30.579
8	1	1:36.897	31.121	35.352	30.424	18	1	1:36.694	31.221	34.873	30.600
9	1	1:35.810	30.809	34.722	30.279	19	1	1:36.167	31.002	34.690	30.475
10	1	1:36.655	31.209	34.990	30.456						

99 Dylan DERDAELE (BEL) (Porsche GT3 Cup 991)

Theoretische Bestzeit: 1:34.115

Lap	D	Time	S1	S2	S3	Lap	D	Time	S1	S2	S3
1	1	1:41.490	36.199	35.378	29.913	11	1	1:35.804	30.728	34.778	30.298
2	1	1:35.400	30.837	34.790	29.773	12	1	1:35.419	30.798	34.554	30.067
3	1	1:34.656	30.341	34.601	29.714	13	1	1:35.217	30.718	34.263	30.236
4	1	1:34.395	30.362	34.196	29.837	14	1	1:35.195	30.686	34.502	30.007
5	1	1:34.617	30.410	34.364	29.843	15	1	1:35.200	30.526	34.406	30.268
6	1	1:34.519	30.409	34.100	30.010	16	1	1:35.624	30.832	34.557	30.235
7	1	1:34.467	30.301	34.287	29.879	17	1	1:35.422	30.651	34.323	30.448
8	1	1:34.535	30.441	34.134	29.960	18	1	1:35.242	30.810	34.302	30.130
9	1	1:34.613	30.369	34.242	30.002	19	1	1:35.493	30.742	34.494	30.257
10	1	1:35.218	30.757	34.489	29.972						

888 Roger GROUWELS (NLD) (Porsche GT3 Cup 991)

Theoretische Bestzeit: 1:35.061

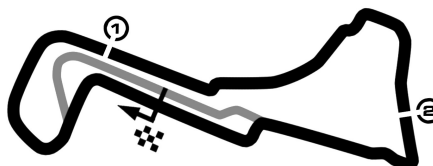
Lap	D	Time	S1	S2	S3	Lap	D	Time	S1	S2	S3
1	1	1:44.516	38.044	36.086	30.386	11	1	1:36.259	31.260	34.706	30.293
2	1	1:36.690	31.120	35.431	30.139	12	1	1:35.998	30.953	34.677	30.368
3	1	1:35.452	30.717	34.704	30.031	13	1	1:37.807	31.881	35.595	30.331
4	1	1:36.053	31.047	35.076	29.930	14	1	1:36.967	31.682	34.979	30.306
5	1	1:36.727	30.795	34.914	31.018	15	1	1:36.201	31.283	34.566	30.352
6	1	1:36.260	31.212	34.818	30.230	16	1	1:36.205	31.288	34.457	30.460
7	1	1:36.214	30.674	34.657	30.883	17	1	1:37.093	31.401	34.843	30.849
8	1	1:36.113	31.023	34.759	30.331	18	1	1:36.232	31.330	34.690	30.212
9	1	1:35.829	30.920	34.538	30.371	19	1	1:37.506	31.481	35.307	30.718
10	1	1:38.395	32.993	35.013	30.389						

BELGIAN TRUCK GRAND PRIX

Circuit Zolder, length 4000 m

14-15-16 SEPTEMBER 2018

Porsche GT3 Cup Challenge Benelux



PORSCHE
GT3 CUP CHALLENGE
BENELUX

Lap Analysis Race 1,

-Reg.No.: C-Z-TGP-SUPP-027

911 Edward GROUWELS (NLD) (Porsche GT3 Cup 991)

Theoretische Bestzeit: 1:35.587

Lap	D	Time	S1	S2	S3	Lap	D	Time	S1	S2	S3
1	1	1:48.938	40.147	37.958	30.833	11	1	1:36.520	31.397	34.884	30.239
2	1	1:38.199	31.250	36.385	30.564	12	1	1:36.870	31.506	34.946	30.418
3	1	1:37.948	31.257	36.527	30.164	13	1	1:37.383	31.551	35.199	30.633
4	1	1:36.430	31.334	34.820	30.276	14	1	1:36.988	31.321	35.087	30.580
5	1	1:36.454	31.312	34.793	30.349	15	1	1:37.390	32.140	35.011	30.239
6	1	1:36.487	30.879	35.182	30.426	16	1	1:37.155	31.610	34.573	30.972
7	1	1:36.235	31.130	34.891	30.214	17	1	1:36.636	31.240	34.727	30.669
8	1	1:36.591	31.157	35.229	30.205	18	1	1:36.988	31.595	34.816	30.577
9	1	1:36.304	31.330	34.839	30.135	19	1	1:37.070	31.439	34.810	30.821
10	1	1:36.879	31.097	34.918	30.864						

918 Sandra VAN DER SLOOT (NLD) (Porsche GT3 Cup 991)

Theoretische Bestzeit: 1:35.204

Lap	D	Time	S1	S2	S3	Lap	D	Time	S1	S2	S3
1	1	1:45.299	38.517	36.168	30.614	11	1	1:35.813	30.897	34.697	30.219
2	1	1:36.116	30.856	35.118	30.142	12	1	1:35.905	30.891	34.829	30.185
3	1	1:35.846	30.771	35.110	29.965	13	1	1:36.036	30.774	34.728	30.534
4	1	1:35.893	30.720	35.204	29.969	14	1	1:36.234	30.996	34.672	30.566
5	1	1:36.458	30.703	34.849	30.906	15	1	1:35.849	30.857	34.781	30.211
6	1	1:36.305	31.214	35.047	30.044	16	1	1:36.802	30.949	35.232	30.621
7	1	1:36.125	30.889	34.536	30.700	17	1	1:36.849	31.113	34.983	30.753
8	1	1:36.686	31.509	34.844	30.333	18	1	1:37.470	31.696	35.047	30.727
9	1	1:35.817	30.911	34.670	30.236	19	1	1:36.847	31.224	35.001	30.622
10	1	1:36.352	31.350	34.801	30.201						

991 Didier VAN DALEN (BEL) (Porsche GT3 Cup 991)

Theoretische Bestzeit: 1:35.573

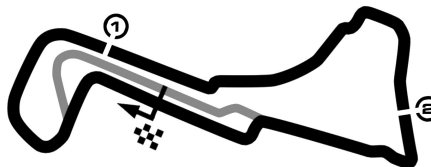
Lap	D	Time	S1	S2	S3	Lap	D	Time	S1	S2	S3
1	1	1:47.651	39.289	37.436	30.926	11	1	1:37.503	31.585	35.485	30.433
2	1	1:41.972	30.976	40.295	30.701	12	1	1:36.366	31.224	34.926	30.216
3	1	1:37.137	30.912	35.512	30.713	13	1	1:36.202	31.095	34.627	30.480
4	1	1:36.214	31.059	34.968	30.187	14	1	1:36.799	31.264	35.245	30.290
5	1	1:36.407	30.788	35.252	30.367	15	1	1:36.826	31.349	34.812	30.665
6	1	1:36.307	30.759	34.976	30.572	16	1	1:36.476	30.997	34.992	30.487
7	1	1:36.373	31.157	35.007	30.209	17	1	1:36.018	31.018	34.657	30.343
8	1	1:36.251	31.132	34.897	30.222	18	1	1:36.196	30.960	34.829	30.407
9	1	1:37.025	31.344	35.232	30.449	19	1	1:37.088	30.921	34.820	31.347
10	1	1:36.153	31.216	34.636	30.301						

BELGIAN TRUCK GRAND PRIX

Circuit Zolder, length 4000 m

14-15-16 SEPTEMBER 2018

Porsche GT3 Cup Challenge Benelux



PORSCHE

**GT3 CUP CHALLENGE
BENELUX**

Best Sector Times Race 1

-Reg.No.: C-Z-TGP-SUPP-027

Pos.	sector 1			sector 2			sector 3			theoretical and best lap time				
	No	Driver	Time	No	Driver	Time	No	Driver	Time	No	Driver	theoretical	Best	Pos
1	24	VAN SPLUNTEREN	30.101	16	BESLER B.	33.509	53	GUVEN A.	29.552	53	GUVEN A.	1:33.507	1:33.702	
2	53	GUVEN A.	30.109	53	GUVEN A.	33.846	24	VAN SPLUNTEREN	29.610	16	BESLER B.	1:33.763	1:34.546	
3	1	MAASSEN X.	30.270	1	MAASSEN X.	34.066	99	DERDAELE D.	29.714	24	VAN SPLUNTEREN	1:33.779	1:33.966	
4	99	DERDAELE D.	30.301	24	VAN SPLUNTEREN	34.068	16	BESLER B.	29.808	99	DERDAELE D.	1:34.115	1:34.395	
5	17	VAN HOVER J.	30.346	99	DERDAELE D.	34.100	1	MAASSEN X.	29.815	1	MAASSEN X.	1:34.151	1:34.252	
6	16	BESLER B.	30.446	888	GROUWELS R.	34.457	3	GERIS Z.	29.890	888	GROUWELS R.	1:35.061	1:35.452	
7	5	VAN KUIJK J.	30.623	918	VAN DER SLOOT S.	34.536	4	VAN DE GRIJSPAAF	29.903	918	VAN DER SLOOT S.	1:35.204	1:35.813	
8	97	SAELENS N.	30.658	97	SAELENS N.	34.546	888	GROUWELS R.	29.930	17	VAN HOVER J.	1:35.253	1:35.647	
9	3	GERIS Z.	30.672	911	GROUWELS E.	34.573	918	VAN DER SLOOT S.	29.965	3	GERIS Z.	1:35.277	1:35.709	
10	888	GROUWELS R.	30.674	8	VAN KUIJK D.	34.588	17	VAN HOVER J.	30.069	4	VAN DE GRIJSPAAF	1:35.475	1:35.856	
11	918	VAN DER SLOOT S.	30.703	991	VAN DALEN D.	34.627	911	GROUWELS E.	30.135	97	SAELENS N.	1:35.483	1:35.810	
12	8	VAN KUIJK D.	30.753	20	PIRON P.	34.670	5	VAN KUIJK J.	30.176	991	VAN DALEN D.	1:35.573	1:36.018	
13	991	VAN DALEN D.	30.759	3	GERIS Z.	34.715	991	VAN DALEN D.	30.187	911	GROUWELS E.	1:35.587	1:36.235	
14	81	BARENBRUG B.	30.793	4	VAN DE GRIJSPAAF	34.716	81	BARENBRUG B.	30.197	20	PIRON P.	1:35.773	1:35.982	
15	20	PIRON P.	30.794	17	VAN HOVER J.	34.838	97	SAELENS N.	30.279	8	VAN KUIJK D.	1:35.792	1:35.968	
16	4	VAN DE GRIJSPAAF	30.856	81	BARENBRUG B.	35.007	20	PIRON P.	30.309	81	BARENBRUG B.	1:35.997	1:36.373	
17	911	GROUWELS E.	30.879	5	VAN KUIJK J.	35.713	8	VAN KUIJK D.	30.451	5	VAN KUIJK J.	1:36.512	1:34.914	
18	6	NOEL Y.	31.614	6	NOEL Y.	35.734	6	NOEL Y.	30.737	6	NOEL Y.	1:38.085	1:38.441	

Lapchart: Porsche GT3 Cup Challenge Benelux Race

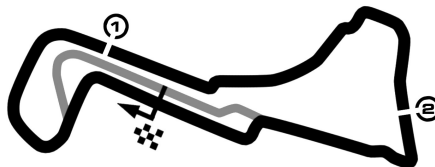
POS	1	2	3	4	5	6	7	8	9	10	11	12	13	14	15	16	17	18
LAP 1	53	24	1	99	5	17	888	16	918	8	3	4	991	97	911	81	20	
LAP 2	53	24	1	99	5	17	16	888	918	3	8	4	97	911	81	20	991	
LAP 3	53	24	1	99	5	16	17	888	918	3	8	4	97	911	81	991	20	
LAP 4	53	24	1	99	5	17	16	888	918	3	8	4	97	911	81	991	20	
LAP 5	53	24	1	99	5	16	17	888	918	3	8	4	97	911	81	991	20	
LAP 6	53	24	1	99	5	16	17	888	918	3	8	97	4	911	81	991	20	
LAP 7	53	24	1	99	5	16	17	888	918	3	8	97	4	911	81	991	20	
LAP 8	53	24	1	99	5	16	17	888	918	3	8	97	4	911	81	991	20	
LAP 9	53	24	1	99	5	16	17	888	918	3	97	4	911	81	991	20	6	
LAP 10	53	24	1	99	5	16	17	918	888	3	97	4	911	81	991	20	6	
LAP 11	53	24	1	99	5	16	17	918	888	3	97	4	911	81	991	20	6	
LAP 12	53	24	1	99	5	16	17	918	888	3	97	4	911	991	20	6	81	
LAP 13	53	24	1	99	5	16	17	918	888	3	97	4	911	991	20	6	81	
LAP 14	53	24	1	99	5	16	17	918	888	3	97	4	911	991	20	6	81	
LAP 15	53	24	1	99	5	16	17	918	888	3	4	97	991	911	20	6	81	
LAP 16	53	24	1	99	5	16	17	918	888	3	4	97	991	911	20	6	81	
LAP 17	53	24	1	99	5	16	17	918	888	3	4	97	991	911	20	6	81	
LAP 18	53	24	1	99	5	16	17	918	888	3	4	97	991	911	20	6	81	
LAP 19	53	24	1	99	5	16	17	918	888	3	4	97	991	911	20	6		

BELGIAN TRUCK GRAND PRIX

Circuit Zolder, length 4000 m

14-15-16 SEPTEMBER 2018

Porsche GT3 Cup Challenge Benelux



PORSCHE
GT3 CUP CHALLENGE
BENELUX

Starting grid Race 1

-Reg.No.: C-Z-TGP-SUPP-027

6	Yves NOEL Porsche GT3 Cup 991	1:39.572
81	Bas BARENBRUG Porsche GT3 Cup 991	1:35.322
911	Edward GROUWELS Porsche GT3 Cup 991	1:35.091
3	Ziad GERIS Porsche GT3 Cup 991	1:34.957
17	Jurgen VAN HOVER Porsche GT3 Cup 991	1:34.804
16	Berkay BESLER Porsche GT3 Cup 991	1:34.455
888	Roger GROUWELS Porsche GT3 Cup 991	1:34.284
1	Xavier MAASSEN Porsche GT3 Cup 991	1:33.911
24	Max VAN SPLUNTEREN Porsche GT3 Cup 991	1:32.871

9	20 Pierre PIRON Porsche GT3 Cup 991	1:36.466
8	991 Didier VAN DALEN Porsche GT3 Cup 991	1:35.126
7	97 Nicolas SAELENS Porsche GT3 Cup 991	1:35.062
6	4 Menno VAN DE GRIJSI Porsche GT3 Cup 991	1:34.810
5	8 Daan VAN KUIJK Porsche GT3 Cup 991	1:34.609
4	918 Sandra VAN DER SLOOT Porsche GT3 Cup 991	1:34.382
3	5 Jesse VAN KUIJK Porsche GT3 Cup 991	1:34.042
2	99 Dylan DERDAELE Porsche GT3 Cup 991	1:33.214
1	53 Ayhancan GUVEN Porsche GT3 Cup 991	1:32.715
	Pole Position	

