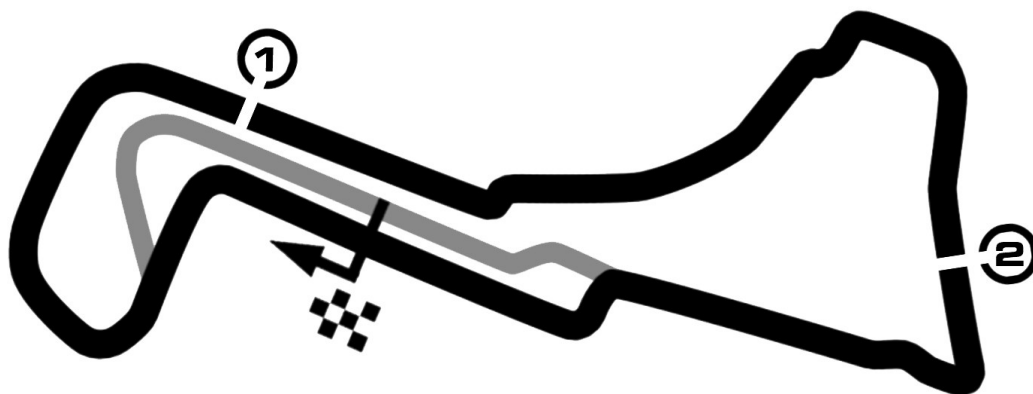


PORSCHE

**GT3 CUP CHALLENGE
BENELUX**

BELGIAN TRUCK GRAND PRIX

Free practice 1



Circuit Zolder 4000 m

14-15-16 SEPTEMBER 2018



Pon Porsche Import



D'leteren Porsche Import



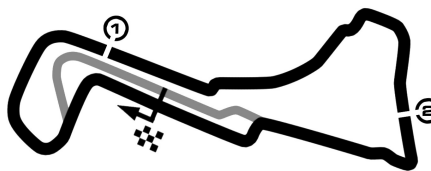
wige SOLUTIONS

BELGIAN TRUCK GRAND PRIX

Circuit Zolder, length 4000 m

14-15-16 SEPTEMBER 2018

Porsche GT3 Cup Challenge Benelux



PORSCHE
GT3 CUP CHALLENGE
BENELUX

Result Free practice 1,

-Reg.No.: C-Z-TGP-SUPP-027

Rk	No.	Gr	Entrent	License	Car	laps	Besttime			
		Cl	Driver	License	Team	%	GAP	DIV	km/h	
1		II	Attempto Racing		Porsche GT3 Cup 991	17	1:32.670		155.390	
	53	A	GUVEN, Ayhancan (TUR)		Attempto Racing	100.00				
2		II	DVB Racing		Porsche GT3 Cup 991	22	1:34.549	01.879	152.302	
	1	A	MAASSEN, Xavier (NLD)		DVB Racing	102.03	01.879			
3		II	DERDAELE		Porsche GT3 Cup 991	16	1:35.125	00.576	151.380	
	99	A	DERDAELE, Dylan (BEL)		BELGIUM Racing	102.65	02.455			
4		II	Toksport WRT		Porsche GT3 Cup 991	23	1:35.227	00.102	151.218	
	16	A	BESLER, Berkay (TUR)		Toksport WRT	102.76	02.557			
5		II	Kronos Porsche Centre		Porsche GT3 Cup 991	24	1:35.644	00.417	150.558	
	991	A	VAN DALEN, Didier (BEL)		Kronos Porsche Centre	103.21	02.974			
6		II	SAELENS		Porsche GT3 Cup 991	22	1:35.839	00.195	150.252	
	97	B	SAELENS, Nicolas (BEL)		BELGIUM Racing	103.42	03.169			
7		II	GROUWELS Roger		Porsche GT3 Cup 991	20	1:35.986	00.147	150.022	
	888	B	GROUWELS, Roger (NLD)		RaceArt	103.58	03.316			
8		II	GP Elite		Porsche GT3 Cup 991	18	1:36.011	00.025	149.983	
	3	B	GERIS, Ziad (NLD)		GP Elite	103.61	03.341			
9		II	Speedlover		Porsche GT3 Cup 991	20	1:36.216	00.205	149.663	
	17	A	VAN HOVER, Jurgan (BEL)		Speedlover	103.83	03.546			
10		II	GP Elite		Porsche GT3 Cup 991	12	1:36.217	00.001	149.662	
	8	A	VAN KUIJK, Daan (NLD)		GP Elite	103.83	03.547			
11		II	GROUWELS Edward		Porsche GT3 Cup 991	19	1:36.223	00.006	149.652	
	911	B	GROUWELS, Edward (NLD)		RaceArt	103.83	03.553			
12		I	VAN DER SLOOT Sandra		Porsche GT3 Cup 991	14	1:37.120	00.897	148.270	
	918	B	VAN DER SLOOT, Sandra (NLD)		Squadra Aragosta	104.80	04.450			
13		II	BARENBRUG Bas		Porsche GT3 Cup 991	23	1:37.212	00.092	148.130	
	81	B	BARENBRUG, Bas (NLD)		RaceArt	104.90	04.542			

Issued:

Race Director

Timekeeper:

subject to final scrutineering



Pon Porsche Import



D'leteren Porsche Import

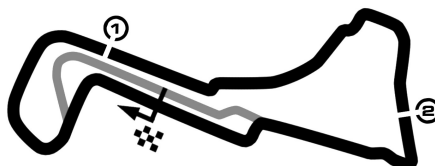


BELGIAN TRUCK GRAND PRIX

Circuit Zolder, length 4000 m

14-15-16 SEPTEMBER 2018

Porsche GT3 Cup Challenge Benelux



PORSCHE
GT3 CUP CHALLENGE
BENELUX

Lap by Lap Free practice 1,

-Reg.No.: C-Z-TGP-SUPP-027

1 Xavier MAASSEN , Porsche GT3 Cup 991 A / NLD															
pit	1:59.828	2	2:26.753	3	1:42.293	4	1:42.284	5	1:51.050	6	1:35.438	7	1:35.437	8	1:34.622
9	1:34.549	pit	1:43.603	11	4:14.254	12	1:34.932	13	1:34.677	14	1:35.027	pit	1:44.631	16	4:18.814
17	1:35.276	pit	1:44.004	19	3:10.015	20	1:35.249	21	1:35.550	pit	1:45.714				

3 Ziad GERIS , Porsche GT3 Cup 991 B / NLD															
1	1:42.081	2	1:37.567	3	1:37.658	4	1:38.313	5	1:36.291	pit	1:44.650	7	4:33.568	8	1:36.567
9	1:36.011	10	1:36.069	11	1:36.155	12	1:36.643	pit	1:43.976	14	3:41.870	15	1:36.742	16	1:38.053
17	1:38.770	pit	1:53.176												

8 Daan VAN KUIJK , Porsche GT3 Cup 991 A / NLD															
1	2:18.715	2	1:38.050	pit	1:52.656	4	3:21.731	5	1:38.616	6	1:36.541	7	1:36.845	pit	3:40.314
9	4:49.559	10	1:36.840	11	1:36.217	pit	1:46.011								

16 Berkay BESLER , Porsche GT3 Cup 991 A / TUR															
1	1:39.823	2	1:36.397	3	1:37.052	4	1:35.791	5	1:38.755	6	1:35.892	pit	1:44.561	8	3:17.889
9	1:35.227	10	1:35.554	11	1:35.256	12	1:35.466	13	1:36.094	14	1:42.937	15	1:40.343	pit	1:59.416
17	3:48.893	18	1:35.806	19	1:37.405	20	1:37.683	21	1:36.709	22	1:36.756	pit	1:46.456		

17 Jurgen VAN HOVER , Porsche GT3 Cup 991 A / BEL															
1	1:39.626	2	1:37.454	3	1:37.051	4	1:36.653	5	1:36.216	6	1:36.339	pit	1:47.707	8	8:11.889
9	1:37.246	10	1:36.407	11	1:36.674	12	1:36.414	13	1:36.797	pit	1:50.390	15	7:17.077	16	1:36.815
17	1:37.777	18	1:37.380	19	1:37.045	pit	2:12.861								

53 Ayhancan GUVEN , Porsche GT3 Cup 991 A / TUR															
1	1:37.362	2	1:36.139	3	1:35.202	4	1:35.520	pit	1:43.710	6	10:29.531	7	1:35.562	8	1:33.300
9	1:33.357	10	1:32.670	pit	1:47.613	12	7:40.103	13	1:33.206	14	1:32.877	15	1:34.332	16	1:33.387
pit	1:40.560														

81 Bas BARENBRUG , Porsche GT3 Cup 991 B / NLD															
1	1:46.141	2	1:40.760	3	1:43.201	4	1:39.061	5	1:38.063	6	1:37.862	7	1:38.127	8	1:37.771
9	1:37.645	10	1:38.916	pit	1:48.815	12	4:26.647	13	1:39.696	14	1:37.212	15	1:37.513	16	1:38.008
17	1:39.414	18	1:37.454	19	1:37.513	20	1:44.609	pit	1:52.601	22	4:59.998	pit	1:57.181		

97 Nicolas SAELENS , Porsche GT3 Cup 991 B / BEL															
1	1:41.599	2	1:40.086	3	1:38.217	4	1:36.483	5	1:36.734	6	1:36.575	7	1:36.460	8	1:36.961
pit	1:45.535	10	4:47.271	11	1:37.332	12	1:37.311	13	1:36.009	14	1:35.839	15	1:37.176	16	1:37.015
17	1:36.135	18	1:36.878	19	1:39.178	20	1:43.249	21	1:36.199	pit	1:44.730				

99 Dylan DERDAELE , Porsche GT3 Cup 991 A / BEL															
pit	2:00.716	2	4:11.257	3	1:36.484	4	1:35.655	5	1:35.969	6	1:35.903	7	1:35.125	8	1:35.415
pit	1:43.842	10	4:53.247	11	1:36.041	pit	1:45.218	13	4:02.467	pit	1:45.364	15	3:29.525	pit	1:47.342

888 Roger GROUWELS , Porsche GT3 Cup 991 B / NLD															
1	1:43.239	2	1:43.820	3	1:38.051	4	1:36.748	5	1:37.065	6	1:37.989	7	1:37.356	8	1:36.763
pit	1:46.182	10	5:05.222	11	1:38.650	12	1:36.968	13	1:36.217	14	1:35.986	pit	1:47.514	16	4:02.890
17	1:37.389	18	1:37.088	19	1:37.332	pit	2:09.311								

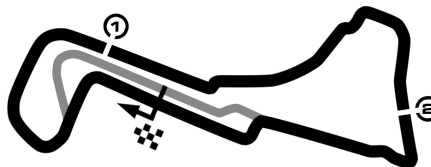
911 Edward GROUWELS , Porsche GT3 Cup 991 B / NLD															
1	1:46.703	2	1:40.136	3	1:38.109	4	1:38.668	5	1:37.653	6	1:36.548	7	1:36.796	pit	1:53.823
pit	7:46.788	10	2:26.114	11	1:36.393	12	1:37.809	13	1:38.781	14	1:36.264	15	1:36.646	16	1:36.223

BELGIAN TRUCK GRAND PRIX

Circuit Zolder, length 4000 m

14-15-16 SEPTEMBER 2018

Porsche GT3 Cup Challenge Benelux



PORSCHE

**GT3 CUP CHALLENGE
BENELUX**

Lap by Lap Free practice 1,

-Reg.No.: C-Z-TGP-SUPP-027

17	1:36.494	18	1:48.175	pit	1:52.109														
----	----------	----	----------	-----	----------	--	--	--	--	--	--	--	--	--	--	--	--	--	--

918 Sandra VAN DER SLOOT , Porsche GT3 Cup 991 B / NLD

1	1:42.002	2	1:39.308	3	1:37.888	4	1:37.745	5	1:37.378	pit	1:48.456	7	5:16.099	8	1:37.198
9	1:37.120	pit	1:47.118	11	2:06.461	12	1:37.369	13	1:37.237	pit	2:00.544				

991 Didier VAN DALEN , Porsche GT3 Cup 991 A / BEL

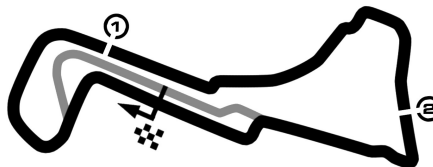
1	1:39.733	2	1:37.307	3	1:37.085	4	1:37.392	5	1:35.946	6	1:35.835	pit	1:45.575	8	4:59.673
9	1:37.942	10	1:36.871	11	1:36.130	12	1:35.845	13	1:35.644	14	1:36.456	pit	1:48.489	16	4:20.026
17	1:36.084	18	1:37.193	19	1:36.618	20	1:36.754	21	1:36.434	22	1:39.003	23	1:37.063	24	2:03.617

BELGIAN TRUCK GRAND PRIX

Circuit Zolder, length 4000 m

14-15-16 SEPTEMBER 2018

Porsche GT3 Cup Challenge Benelux



PORSCHE

**GT3 CUP CHALLENGE
BENELUX**

Lap Analysis Free practice 1,

-Reg.No.: C-Z-TGP-SUPP-027

1 Xavier MAASSEN (NLD) (Porsche GT3 Cup 991) Theoretische Bestzeit: 1:34.407

Lap	D	Time	S1	S2	S3	Lap	D	Time	S1	S2	S3
1	0	1:59.828		40.065		12	0	1:34.932	30.632	34.215	30.085
2	0	2:26.753	1:15.699	38.877	32.177	13	0	1:34.677	30.492	34.163	30.022
3	0	1:42.293	31.538	38.876	31.879	14	0	1:35.027	30.634	34.318	30.075
4	0	1:42.284	31.745	35.843	34.696	15	0	1:44.631	30.671	34.472	
5	0	1:51.050	36.271	42.404	32.375	16	0	4:18.814	3:13.102	35.212	30.500
6	0	1:35.438	30.605	34.710	30.123	17	0	1:35.276	30.681	34.395	30.200
7	0	1:35.437	30.741	34.418	30.278	18	0	1:44.004	30.784	34.434	
8	0	1:34.622	30.528	34.205	29.889	19	0	3:10.015	2:04.700	34.807	30.508
9	0	1:34.549	30.355	34.221	29.973	20	0	1:35.249	30.797	34.325	30.127
10	0	1:43.603	30.469	34.439		21	0	1:35.550	30.737	34.496	30.317
11	0	4:14.254	3:09.157	34.671	30.426	22	0	1:45.714	31.066	34.800	

3 Ziad GERIS (NLD) (Porsche GT3 Cup 991) Theoretische Bestzeit: 1:35.566

Lap	D	Time	S1	S2	S3	Lap	D	Time	S1	S2	S3
1	0	1:42.081		36.520	33.012	10	0	1:36.069	30.962	34.511	30.596
2	0	1:37.567	31.585	35.285	30.697	11	0	1:36.155	31.193	34.639	30.323
3	0	1:37.658	31.256	35.027	31.375	12	0	1:36.643	31.257	34.921	30.465
4	0	1:38.313	31.593	35.687	31.033	13	0	1:43.976	31.288	34.697	
5	0	1:36.291	31.140	34.794	30.357	14	0	3:41.870	2:36.582	34.859	30.429
6	0	1:44.650	31.255	34.996		15	0	1:36.742	31.196	34.871	30.675
7	0	4:33.568	3:28.568	34.907	30.093	16	0	1:38.053	31.285	35.248	31.520
8	0	1:36.567	31.137	35.108	30.322	17	0	1:38.770	31.198	37.252	30.320
9	0	1:36.011	31.047	34.639	30.325	18	0	1:53.176	32.816	36.578	

8 Daan VAN KUIJK (NLD) (Porsche GT3 Cup 991) Theoretische Bestzeit: 1:35.698

Lap	D	Time	S1	S2	S3	Lap	D	Time	S1	S2	S3
1	0	2:18.715		35.578	31.545	7	0	1:36.845	31.071	34.996	30.778
2	0	1:38.050	31.140	35.397	31.513	8	0	3:40.314	31.384	34.931	
3	0	1:52.656	32.320	36.026		9	0	4:49.559	3:42.223	35.928	31.408
4	0	3:21.731	2:12.950	37.128	31.653	10	0	1:36.840	31.457	34.639	30.744
5	0	1:38.616	31.702	35.725	31.189	11	0	1:36.217	31.005	34.237	30.975
6	0	1:36.541	31.322	34.763	30.456	12	0	1:46.011	31.065	34.279	

16 Berkay BESLER (TUR) (Porsche GT3 Cup 991) Theoretische Bestzeit: 1:34.965

Lap	D	Time	S1	S2	S3	Lap	D	Time	S1	S2	S3
1	0	1:39.823		36.376	31.463	13	0	1:36.094	31.097	34.681	30.316
2	0	1:36.397	31.231	35.121	30.045	14	0	1:42.937	32.808	39.006	31.123
3	0	1:37.052	30.834	35.924	30.294	15	0	1:40.343	30.789	34.864	34.690
4	0	1:35.791	30.799	34.980	30.012	16	0	1:59.416	31.780	42.488	
5	0	1:38.755	31.541	36.142	31.072	17	0	3:48.893	2:42.247	36.072	30.574
6	0	1:35.892	30.951	34.938	30.003	18	0	1:35.806	31.050	34.575	30.181
7	0	1:44.561	31.101	34.883		19	0	1:37.405	31.180	35.643	30.582
8	0	3:17.889	2:12.861	34.812	30.216	20	0	1:37.683	31.126	35.867	30.690
9	0	1:35.227	30.831	34.518	29.878	21	0	1:36.709	31.180	35.061	30.468
10	0	1:35.554	30.894	34.622	30.038	22	0	1:36.756	31.115	35.288	30.353
11	0	1:35.256	30.849	34.361	30.046	23	0	1:46.456	31.016	35.023	
12	0	1:35.466	30.726	34.726	30.014						

17 Jurgen VAN HOVER (BEL) (Porsche GT3 Cup 991) Theoretische Bestzeit: 1:35.919

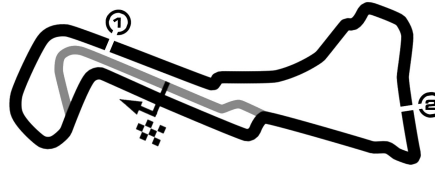
Lap	D	Time	S1	S2	S3	Lap	D	Time	S1	S2	S3
1	0	1:39.626		36.211	31.094	11	0	1:36.674	30.983	35.077	30.614
2	0	1:37.454	31.339	35.312	30.803	12	0	1:36.414	30.980	34.795	30.639
3	0	1:37.051	31.385	35.364	30.302	13	0	1:36.797	30.930	34.963	30.904
4	0	1:36.653	30.912	35.250	30.491	14	0	1:50.390	31.144	35.380	
5	0	1:36.216	30.955	34.912	30.349	15	0	7:17.077	6:10.195	35.571	31.311
6	0	1:36.339	30.822	35.171	30.346	16	0	1:36.815	31.065	35.089	30.661
7	0	1:47.707	31.283	34.994		17	0	1:37.777	31.649	35.252	30.876
8	0	8:11.889	7:06.223	35.248	30.418	18	0	1:37.380	31.126	35.342	30.912
9	0	1:37.246	31.430	35.166	30.650	19	0	1:37.045	31.213	34.933	30.899
10	0	1:36.407	31.023	34.950	30.434	20	0	2:12.861	35.472	41.689	

BELGIAN TRUCK GRAND PRIX

Circuit Zolder, length 4000 m

14-15-16 SEPTEMBER 2018

Porsche GT3 Cup Challenge Benelux



PORSCHE

**GT3 CUP CHALLENGE
BENELUX**

Lap Analysis Free practice 1,

-Reg.No.: C-Z-TGP-SUPP-027

53 Ayhancan GUVEN (TUR) (Porsche GT3 Cup 991)						Theoretische Bestzeit: 1:32.476					
Lap	D	Time	S1	S2	S3	Lap	D	Time	S1	S2	S3
1	0	1:37.362		35.250	30.601	10	0	1:32.670	29.723	33.413	29.534
2	0	1:36.139	30.890	35.061	30.188	11	0	1:47.613	30.095	35.146	
3	0	1:35.202	30.595	34.461	30.146	12	0	7:40.103	6:35.982	34.346	29.775
4	0	1:35.520	30.673	34.869	29.978	13	0	1:33.206	30.013	33.704	29.489
5	0	1:43.710	30.726	34.746		14	0	1:32.877	29.988	33.426	29.463
6	0	10:29.531	9:17.843	39.935	31.753	15	0	1:34.332	30.953	33.511	29.868
7	0	1:35.562	30.983	34.486	30.093	16	0	1:33.387	30.142	33.657	29.588
8	0	1:33.300	30.104	33.644	29.552	17	0	1:40.560	30.242	33.480	
9	0	1:33.357	30.365	33.652	29.340						

81 Bas BARENBRUG (NLD) (Porsche GT3 Cup 991)						Theoretische Bestzeit: 1:37.058					
Lap	D	Time	S1	S2	S3	Lap	D	Time	S1	S2	S3
1	0	1:46.141		38.932	32.440	13	0	1:39.696	33.234	35.349	31.113
2	0	1:40.760	32.634	36.830	31.296	14	0	1:37.212	31.295	35.322	30.595
3	0	1:43.201	32.044	36.522	34.635	15	0	1:37.513	31.403	35.268	30.842
4	0	1:39.061	32.048	36.076	30.937	16	0	1:38.008	31.464	35.608	30.936
5	0	1:38.063	31.568	35.576	30.919	17	0	1:39.414	32.479	35.907	31.028
6	0	1:37.862	31.365	35.734	30.763	18	0	1:37.454	31.342	35.168	30.944
7	0	1:38.127	31.322	35.743	31.062	19	0	1:37.513	31.311	35.471	30.731
8	0	1:37.771	31.357	35.446	30.968	20	0	1:44.609	31.899	36.946	35.764
9	0	1:37.645	31.389	35.562	30.694	21	0	1:52.601	34.613	36.048	
10	0	1:38.916	31.372	35.530	32.014	22	0	4:59.998	3:53.230	35.636	31.132
11	0	1:48.815	31.787	36.140		23	0	1:57.181	31.323	38.823	
12	0	4:26.647	3:15.323	38.651	32.673						

97 Nicolas SAELENS (BEL) (Porsche GT3 Cup 991)						Theoretische Bestzeit: 1:35.542					
Lap	D	Time	S1	S2	S3	Lap	D	Time	S1	S2	S3
1	0	1:41.599		37.403	31.406	12	0	1:37.311	31.532	34.627	31.152
2	0	1:40.086	32.454	36.512	31.120	13	0	1:36.009	30.883	34.554	30.572
3	0	1:38.217	31.568	35.776	30.873	14	0	1:35.839	31.028	34.324	30.487
4	0	1:36.483	31.176	34.972	30.335	15	0	1:37.176	30.955	35.489	30.732
5	0	1:36.734	31.180	34.946	30.608	16	0	1:37.015	31.125	35.332	30.558
6	0	1:36.575	31.038	34.980	30.557	17	0	1:36.135	31.336	34.413	30.386
7	0	1:36.460	31.146	34.919	30.395	18	0	1:36.878	31.184	34.680	31.014
8	0	1:36.961	31.230	35.094	30.637	19	0	1:39.178	31.990	35.868	31.320
9	0	1:45.535	31.988	35.340		20	0	1:43.249	34.367	37.359	31.523
10	0	4:47.271	3:38.323	37.468	31.480	21	0	1:36.199	31.090	34.604	30.505
11	0	1:37.332	31.725	35.103	30.504	22	0	1:44.730	31.076	34.999	

99 Dylan DERDAELE (BEL) (Porsche GT3 Cup 991)						Theoretische Bestzeit: 1:35.016					
Lap	D	Time	S1	S2	S3	Lap	D	Time	S1	S2	S3
1	0	2:00.716		39.902		9	0	1:43.842	30.936	34.472	
2	0	4:11.257	3:05.204	35.603	30.450	10	0	4:53.247	3:48.210	34.736	30.301
3	0	1:36.484	31.058	34.509	30.917	11	0	1:36.041	30.911	34.683	30.447
4	0	1:35.655	30.790	34.809	30.056	12	0	1:45.218	31.782	34.624	
5	0	1:35.969	30.909	34.751	30.309	13	0	4:02.467	2:57.524	34.718	30.225
6	0	1:35.903	30.774	34.928	30.201	14	0	1:45.364	30.887	35.416	
7	0	1:35.125	30.564	34.396	30.165	15	0	3:29.525	2:23.931	35.289	30.305
8	0	1:35.415	30.815	34.544	30.056	16	0	1:47.342	31.253	34.993	

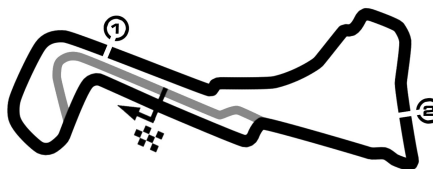
888 Roger GROUWELS (NLD) (Porsche GT3 Cup 991)						Theoretische Bestzeit: 1:35.901					
Lap	D	Time	S1	S2	S3	Lap	D	Time	S1	S2	S3
1	0	1:43.239		37.497	32.248	11	0	1:38.650	31.393	36.607	30.650
2	0	1:43.820	32.078	40.914	30.828	12	0	1:36.968	31.131	35.305	30.532
3	0	1:38.051	31.444	35.655	30.952	13	0	1:36.217	30.930	34.713	30.574
4	0	1:36.748	31.325	34.866	30.557	14	0	1:35.986	31.015	34.618	30.353
5	0	1:37.065	31.245	35.141	30.679	15	0	1:47.514	31.088	34.666	
6	0	1:37.989	31.080	34.765	32.144	16	0	4:02.890	2:56.421	35.521	30.948
7	0	1:37.356	31.052	35.488	30.816	17	0	1:37.389	31.534	35.215	30.640
8	0	1:36.763	31.342	34.730	30.691	18	0	1:37.088	31.381	35.028	30.679
9	0	1:46.182	31.125	34.933		19	0	1:37.332	31.369	35.215	30.748
10	0	5:05.222	3:52.709	40.116	32.397	20	0	2:09.311	38.335	45.800	

BELGIAN TRUCK GRAND PRIX

Circuit Zolder, length 4000 m

14-15-16 SEPTEMBER 2018

Porsche GT3 Cup Challenge Benelux



PORSCHE

GT3 CUP CHALLENGE
BENELUX

Lap Analysis Free practice 1,

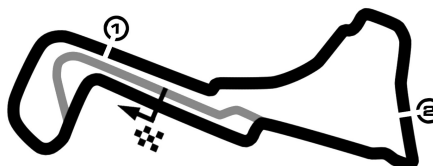
-Reg.No.: C-Z-TGP-SUPP-027

BELGIAN TRUCK GRAND PRIX

Circuit Zolder, length 4000 m

14-15-16 SEPTEMBER 2018

Porsche GT3 Cup Challenge Benelux



PORSCHE
GT3 CUP CHALLENGE
BENELUX

Lap Analysis Free practice 1,

-Reg.No.: C-Z-TGP-SUPP-027

911 Edward GROUWELS (NLD) (Porsche GT3 Cup 991)

Theoretische Bestzeit: 1:36.015

Lap	D	Time	S1	S2	S3	Lap	D	Time	S1	S2	S3
1	0	1:46.703		38.314	33.223	11	0	1:36.393	31.277	34.797	30.319
2	0	1:40.136	32.610	36.623	30.903	12	0	1:37.809	31.247	34.631	31.931
3	0	1:38.109	31.621	35.474	31.014	13	0	1:38.781	31.658	36.231	30.892
4	0	1:38.668	31.522	36.292	30.854	14	0	1:36.264	31.084	34.826	30.354
5	0	1:37.653	31.747	35.123	30.783	15	0	1:36.646	31.190	35.013	30.443
6	0	1:36.548	31.236	34.961	30.351	16	0	1:36.223	31.202	34.612	30.409
7	0	1:36.796	31.381	34.968	30.447	17	0	1:36.494	31.177	34.858	30.459
8	0	1:53.823	34.563	37.429		18	0	1:48.175	33.800	37.693	36.682
9	0	7:46.788	6:29.494	35.822		19	0	1:52.109	31.479	35.575	
10	0	2:26.114	1:19.869	35.531	30.714						

918 Sandra VAN DER SLOOT (NLD) (Porsche GT3 Cup 991)

Theoretische Bestzeit: 1:36.631

Lap	D	Time	S1	S2	S3	Lap	D	Time	S1	S2	S3
1	0	1:42.002		36.955	31.119	8	0	1:37.198	31.705	35.087	30.406
2	0	1:39.308	32.219	36.150	30.939	9	0	1:37.120	31.306	34.953	30.861
3	0	1:37.888	31.751	35.465	30.672	10	0	1:47.118	31.485	35.356	
4	0	1:37.745	31.594	35.376	30.775	11	0	2:06.461	1:00.096	35.600	30.765
5	0	1:37.378	31.447	35.033	30.898	12	0	1:37.369	31.486	35.385	30.498
6	0	1:48.456	31.601	35.753		13	0	1:37.237	31.272	35.233	30.732
7	0	5:16.099	4:09.570	35.748	30.781	14	0	2:00.544	35.057	40.379	

991 Didier VAN DALEN (BEL) (Porsche GT3 Cup 991)

Theoretische Bestzeit: 1:35.384

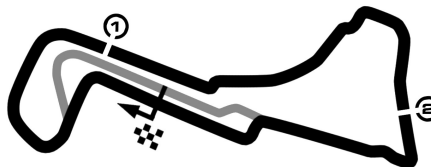
Lap	D	Time	S1	S2	S3	Lap	D	Time	S1	S2	S3
1	0	1:39.733		35.946	30.823	13	0	1:35.644	30.878	34.503	30.263
2	0	1:37.307	31.681	35.302	30.324	14	0	1:36.456	30.980	34.759	30.717
3	0	1:37.085	31.325	35.597	30.163	15	0	1:48.489	32.224	35.752	
4	0	1:37.392	31.113	35.953	30.326	16	0	4:20.026	3:13.939	35.563	30.524
5	0	1:35.946	30.894	34.798	30.254	17	0	1:36.084	30.968	34.704	30.412
6	0	1:35.835	31.046	34.786	30.003	18	0	1:37.193	31.319	35.292	30.582
7	0	1:45.575	31.086	34.819		19	0	1:36.618	31.184	34.736	30.698
8	0	4:59.673	3:53.465	35.228	30.980	20	0	1:36.754	31.516	34.803	30.435
9	0	1:37.942	32.031	35.039	30.872	21	0	1:36.434	31.082	34.830	30.522
10	0	1:36.871	31.529	35.018	30.324	22	0	1:39.003	31.469	36.717	30.817
11	0	1:36.130	31.256	34.719	30.155	23	0	1:37.063	31.529	34.795	30.739
12	0	1:35.845	31.034	34.783	30.028	24	0	2:03.617	34.446	40.349	

BELGIAN TRUCK GRAND PRIX

Circuit Zolder, length 4000 m

14-15-16 SEPTEMBER 2018

Porsche GT3 Cup Challenge Benelux



PORSCHE
GT3 CUP CHALLENGE
BENELUX

Best Sector Times Free practice 1

-Reg.No.: C-Z-TGP-SUPP-027

Pos.	sector 1			sector 2			sector 3			theoretical and best lap time				
	No	Driver	Time	No	Driver	Time	No	Driver	Time	No	Driver	theoretical	Best	Pos
1	53	GUVEN A.	29.723	53	GUVEN A.	33.413	53	GUVEN A.	29.340	53	GUVEN A.	1:32.476	1:32.670	1
2	1	MAASSEN X.	30.355	1	MAASSEN X.	34.163	16	BESLER B.	29.878	1	MAASSEN X.	1:34.407	1:34.549	2
3	99	DERDAELE D.	30.564	8	VAN KUIJK D.	34.237	1	MAASSEN X.	29.889	16	BESLER B.	1:34.965	1:35.227	4
4	16	BESLER B.	30.726	97	SAESENS N.	34.324	991	VAN DALEN D.	30.003	99	DERDAELE D.	1:35.016	1:35.125	3
5	17	VAN HOVER J.	30.822	16	BESLER B.	34.361	99	DERDAELE D.	30.056	991	VAN DALEN D.	1:35.384	1:35.644	5
6	991	VAN DALEN D.	30.878	99	DERDAELE D.	34.396	3	GERIS Z.	30.093	97	SAESENS N.	1:35.542	1:35.839	6
7	97	SAESENS N.	30.883	991	VAN DALEN D.	34.503	17	VAN HOVER J.	30.302	3	GERIS Z.	1:35.566	1:36.011	8
8	888	GROUWELS R.	30.930	3	GERIS Z.	34.511	911	GROUWELS E.	30.319	8	VAN KUIJK D.	1:35.698	1:36.217	10
9	3	GERIS Z.	30.962	911	GROUWELS E.	34.612	97	SAESENS N.	30.335	888	GROUWELS R.	1:35.901	1:35.986	7
10	8	VAN KUIJK D.	31.005	888	GROUWELS R.	34.618	888	GROUWELS R.	30.353	17	VAN HOVER J.	1:35.919	1:36.216	9
11	911	GROUWELS E.	31.084	17	VAN HOVER J.	34.795	918	VAN DER SLOOT S.	30.406	911	GROUWELS E.	1:36.015	1:36.223	11
12	918	VAN DER SLOOT S.	31.272	918	VAN DER SLOOT S.	34.953	8	VAN KUIJK D.	30.456	918	VAN DER SLOOT S.	1:36.631	1:37.120	12
13	81	BARENBRUG B.	31.295	81	BARENBRUG B.	35.168	81	BARENBRUG B.	30.595	81	BARENBRUG B.	1:37.058	1:37.212	13